




1. I have been told about the study and I know why it is being done and what to do. I know that I do not have to do it if I do not want to. If I have questions I can ask my teacher. I know that I can stop at any time.		
	Response Percent	Response Count
I understand and will begin the survey. <div></div>	100.0%	78
I would rather not do it.	0.0%	0
	answered question	78
	skipped question	0







2. Where do you go to school?

	Response Percent	Response Count
IS 53	0.0%	0
IS 109	0.0%	0
IS 137	0.0%	0
IS 192	0.0%	0
IS 210	100.0%	78
IS 226	0.0%	0
IS 238	0.0%	0
MS 202	0.0%	0
PS 42	0.0%	0
PS 197	0.0%	0
PS 223	0.0%	0
PS/IS 116	0.0%	0
PS/IS 225	0.0%	0
Al-Ihsan Academy	0.0%	0
August Martin HS	0.0%	0
Beach Channel HS	0.0%	0
Business Computer Application HS	0.0%	0
Christ Lutheran School	0.0%	0
Devine Mercy Catholic Academy Elementary and Middle School	0.0%	0
Far Rockaway HS	0.0%	0
Grace Lutheran Day School	0.0%	0
John Adams HS	0.0%	0
Richmond Hill HS	0.0%	0
St. Francis De Sales School	0.0%	0

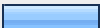


St. Joachim and Anne	0.0%	0
St. Joseph's Parish Day	0.0%	0
St. Rose of Lima School	0.0%	0
Other	0.0%	0
other school (please specify)		1
answered question		78
skipped question		0

3. What grade are you in?		
	Response Percent	Response Count
6th 	39.7%	31
7th 	59.0%	46
8th 	1.3%	1
9th	0.0%	0
10th	0.0%	0
11th	0.0%	0
12th	0.0%	0
answered question		78
skipped question		0




4. How often do you use your computer at home for homework?

	Response Percent	Response Count
I don't have a computer at home 	1.3%	1
I don't use my home computer for homework 	3.9%	3
A few times a year 	10.4%	8
About once a month 	18.2%	14
About once a week 	36.4%	28
Almost every night 	29.9%	23
answered question		77
skipped question		1






5. Compared to last year, this year my teachers are using computers...

	Response Percent	Response Count
less 	14.3%	11
about the same amount 	29.9%	23
more 	55.8%	43
answered question		77
skipped question		1






6. Compared to last year, this year students in my grade are using computers...

	Response Percent	Response Count
less 	22.1%	17
about the same amount 	27.3%	21
more 	50.6%	39
answered question		77
skipped question		1





7. During this school year, how much time per week did you spend using computers in your class(es)?

	Response Percent	Response Count
Not at all 	5.2%	4
Less than one period per week 	2.6%	2
1 or 2 periods (or a double period) per week 	51.9%	40
3 to 4 periods per week 	23.4%	18
More than 4 periods per week 	16.9%	13
answered question		77
skipped question		1






8. During this school year, I typed up reports and assignments.

	Response Percent	Response Count
Never 	12.3%	9
A few times a year 	30.1%	22
About once a month 	41.1%	30
About once a week 	12.3%	9
Almost every day 	4.1%	3
<i>answered question</i>		73
<i>skipped question</i>		5






9. During this school year, I made spreadsheets and graphs.

	Response Percent	Response Count
Never 	24.7%	18
A few times a year 	43.8%	32
About once a month 	23.3%	17
About once a week 	8.2%	6
Almost every day	0.0%	0
<i>answered question</i>		73
<i>skipped question</i>		5

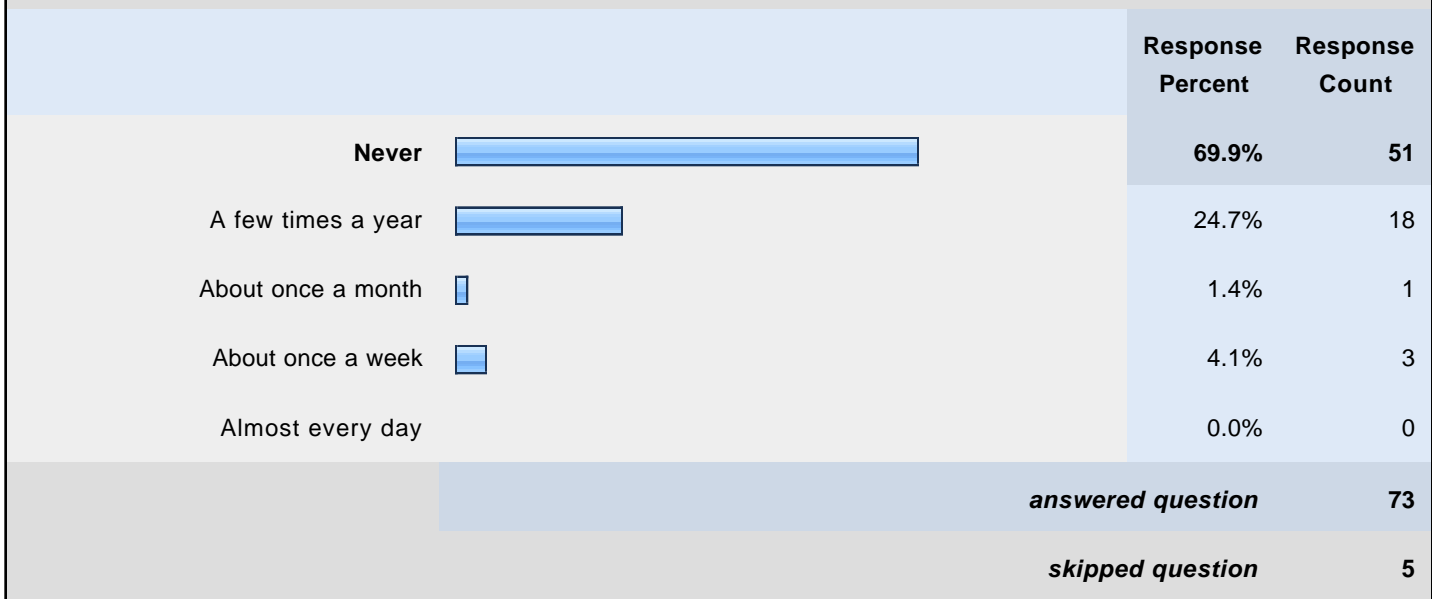
10. During this school year, I used blogs to communicate with other students and teachers

	Response Percent	Response Count
Never 	58.9%	43
A few times a year 	19.2%	14
About once a month 	4.1%	3
About once a week 	9.6%	7
Almost every day 	8.2%	6
answered question		73
skipped question		5

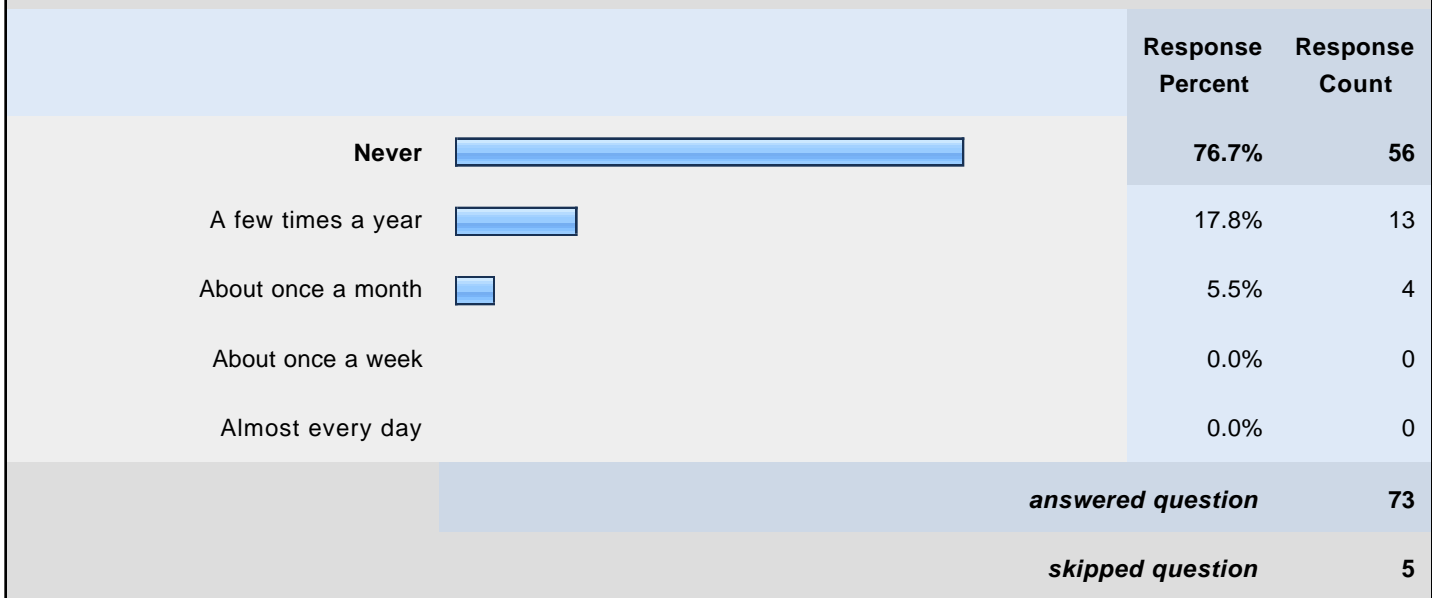
11. During this school year, I did research on the Internet for a report or assignment.

	Response Percent	Response Count
Never 	1.4%	1
A few times a year 	31.5%	23
About once a month 	38.4%	28
About once a week 	19.2%	14
Almost every day 	9.6%	7
answered question		73
skipped question		5





12. During this school year, I made a PowerPoint presentation.








13. During this school year, I used the computer to make a graphic novel.






14. During this school year, I took a test on the computer.

		Response Percent	Response Count
Never		52.1%	38
A few times a year		37.0%	27
About once a month		8.2%	6
About once a week		2.7%	2
Almost every day		0.0%	0
answered question			73
skipped question			5






15. During this school year, I used a computer program to improve my study skills or learning skills.

		Response Percent	Response Count
Never		32.9%	24
A few times a year		41.1%	30
About once a month		8.2%	6
About once a week		13.7%	10
Almost every day		4.1%	3
answered question			73
skipped question			5






16. During this school year, I made or listened to a podcast.

		Response Percent	Response Count
Never		79.5%	58
A few times a year		19.2%	14
About once a month		0.0%	0
About once a week		1.4%	1
Almost every day		0.0%	0
answered question			73
skipped question			5






17. During this school year, I made or edited a webpage or worked in a web environment, like a wikispace.

		Response Percent	Response Count
Never		21.9%	16
A few times a year		39.7%	29
About once a month		2.7%	2
About once a week		8.2%	6
Almost every day		27.4%	20
answered question			73
skipped question			5






18. This school year, I collected data using equipment that go with the computer, like probes or PDAs.

	Response Percent	Response Count
Never 	79.5%	58
A few times a year 	11.0%	8
About once a month 	5.5%	4
About once a week 	4.1%	3
Almost every day 	0.0%	0
answered question		73
skipped question		5









19. This school year, I made or edited a video or movie.

	Response Percent	Response Count
Never 	84.9%	62
A few times a year 	9.6%	7
About once a month 	2.7%	2
About once a week 	1.4%	1
Almost every day 	1.4%	1
answered question		73
skipped question		5

20. During the past school year, I created or contributed to a web-based map or timeline.

		Response Percent	Response Count
Never		64.4%	47
A few times a year		27.4%	20
About once a month		1.4%	1
About once a week		4.1%	3
Almost every day		2.7%	2
		<i>answered question</i>	73
		<i>skipped question</i>	5

21. In which classes do you use technology. (Check all that apply)

	Response Percent	Response Count
Math 	30.1%	22
Sciences 	24.7%	18
English Language Arts 	64.4%	47
Social Studies 	31.5%	23
Art	0.0%	0
Music	0.0%	0
Physical Education/Gym	0.0%	0
ESL or ELL 	5.5%	4
Computer Class 	28.8%	21
Multi-Media 	1.4%	1
None of the Above 	8.2%	6
Other (please specify)		11
<i>answered question</i>		73
<i>skipped question</i>		5

22. How well do you know how to use the following equipment, applications or web sites?

	I never tried	I know the basics	I'm pretty good	I'm an expert	Response Count
Digital camera or video	7.9% (6)	21.1% (16)	48.7% (37)	22.4% (17)	76
Audacity or GarageBand	60.5% (46)	14.5% (11)	19.7% (15)	5.3% (4)	76
iMovie or Movie Maker	57.9% (44)	19.7% (15)	14.5% (11)	7.9% (6)	76
Wikispaces	44.7% (34)	30.3% (23)	18.4% (14)	6.6% (5)	76
Teacher/Class Blogs	63.2% (48)	23.7% (18)	7.9% (6)	5.3% (4)	76
Comic Life	65.8% (50)	19.7% (15)	10.5% (8)	3.9% (3)	76
	answered question				76
	skipped question				2

23. How much do you agree with these statements?

	Strongly Disagree	Disagree	Agree	Strongly Agree	Rating Average	Response Count
I am able to learn more when I use computers in my school.	2.7% (2)	13.3% (10)	60.0% (45)	24.0% (18)	3.05	75
I work harder on my assignments when I am using a computer.	4.0% (3)	18.7% (14)	53.3% (40)	24.0% (18)	2.97	75
I would be a better student if I got to use technology more in school.	2.7% (2)	21.6% (16)	55.4% (41)	20.3% (15)	2.93	74
Teachers in this school know a lot about how to use computers to help students learn more.	2.7% (2)	10.7% (8)	60.0% (45)	26.7% (20)	3.11	75
There are enough computers in my school for students to use for their schoolwork.	10.7% (8)	46.7% (35)	32.0% (24)	10.7% (8)	2.43	75
I am using computers in my class (es) in ways that other students in this school are not.	12.5% (9)	54.2% (39)	30.6% (22)	2.8% (2)	2.24	72
I have shown other students how to do things with computers.	1.3% (1)	41.3% (31)	45.3% (34)	12.0% (9)	2.68	75
I have shown a teacher how to do things with computers.	39.2% (29)	44.6% (33)	13.5% (10)	2.7% (2)	1.80	74
I use computers more in my class (es) than other students in this school	17.3% (13)	50.7% (38)	24.0% (18)	8.0% (6)	2.23	75
answered question						75
skipped question						3